


Fishing Knots

- fishing line
- fishing hooks
- scissors

Common fish you can catch in Michigan:



Atlantic Salmon



Bass




Lake trout



Steelhead trout

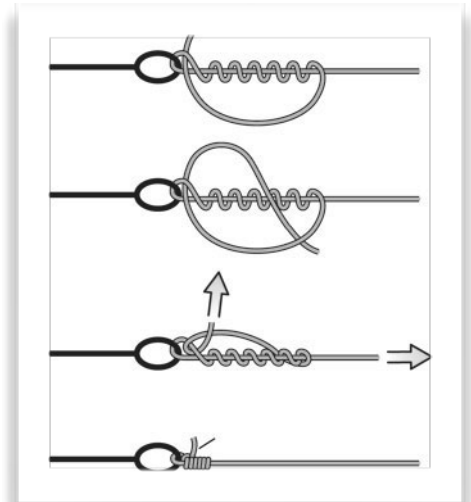
Palomar Knot:

1. Double up a length of fishing line. Pass it through the eye of the fishing hook.
2. Tie a loose overhand knot in the doubled line.
3. Pull the end of the loop down and over the hook.
4. Tighten the knot.



Improved Clinch Knot:

1. Pull one end of the line through the eye of the hook.
2. Pull the line through so it doubles back against itself. Twist five to seven times.
3. Pass the end of the line through the loop above the eye of the hook. Then pass it back through the loop you just formed.
4. Tighten the knot, pulling both ends of the line and guiding the coil down to the eye.



“Therefore, do not worry about tomorrow, because tomorrow will worry about itself. Each day has enough trouble of its own.” Matthew 6:34

Have you ever tried untangling fishing lines or Christmas lights that get all knotty? It takes time and patience, and it’s easy to get frustrated! But sometimes getting mad can make the knots worse.

We all have tangled and messy situations in life, too. You might have a problem with a friend at school, a family member at home, and a teammate...all at once. Jesus tells us that we can’t untangle those knots instantly. All we can do is trust him each day that we wake up, and thank him for taking care of us when we go to bed. He’ll take care of the rest.